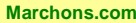




Place	Nom	Prenom	Club	Pays	Distance	Temps	Moyenne
  							
28 HEURES DE ROUBAIX				20 et 21 Septembre 2003			
1	URBANOWSKI	Grzegorz-Adam	WKS SLASK WROCLAW	POL	242,935 km	28 h 0 mn 20 s	8,675 km/h
2	MACKANIC	Lubos	ACM BARDEJOV	SVK	234,665 km	28 h 0 mn 23 s	8,380 km/h
3	LETESSIER	Gilles	COM BAGNEUX	FRA	231,515 km	28 h 3 mn 1 s	8,254 km/h
4	COULOMBEL	Pierre	CM ROUBAISIENS	FRA	228,000 km	28 h 0 mn 25 s	8,141 km/h
5	RODITCHEV	Alexander	CM PLECHENZI	BLR	226,740 km	28 h 1 mn 3 s	8,093 km/h
6	COLLINET	Marc	RFC LIEGEOIS	BEL	221,355 km	28 h 4 mn 49 s	7,883 km/h
7	ZAIKINE	Evgueni	IND. ST PETERSBOURG	RUS	219,140 km	28 h 2 mn 32 s	7,815 km/h
8	BETZ	Thomas	SV SAAR 05	GER	208,890 km	28 h 5 mn 39 s	7,439 km/h
9	BROWN	Richard	SURREY WALKING CLUB	GBR	208,025 km	28 h 1 mn 18 s	7,424 km/h
10	SIMON	Zdenek	BODY ISLAND PRAGUE	CZE	206,115 km	28 h 0 mn 50 s	7,358 km/h
11	SCHAERLAECKENS	Ludo	SPARTA BORNEM	BEL	204,855 km	28 h 4 mn 50 s	7,295 km/h
12	SIMON	Josy	AM CATALANS	LUX	203,900 km	28 h 0 mn 0 s	7,282 km/h
13	SCUKA	Silvio	CUS PADOVA	ITA	203,900 km	28 h 6 mn 31 s	7,254 km/h
14	PEDERSEN	Per-Kleis	POSTEN MF AARHUS	DEN	202,945 km	28 h 4 mn 42 s	7,228 km/h
15	KIEFFER	Pascal	ASPTT LBOURNE	FRA	200,730 km	28 h 2 mn 41 s	7,157 km/h
16	FISHER	Martin	YORK POSTAL WALKING	GBR	197,865 km	28 h 0 mn 33 s	7,064 km/h
17	FLINT	Christopher	LONDON VIDARIANS WC	GBR	197,865 km	28 h 0 mn 35 s	7,064 km/h
18	MARSHALL	Kevin	ILFORD AC	GBR	197,865 km	28 h 5 mn 1 s	7,046 km/h
19	STERPIN	Claudio	MARATHON CLUB	ITA	194,695 km	28 h 3 mn 46 s	6,938 km/h
20	WATTS	Ken	LONDON VIDARIANS WC	GBR	192,785 km	28 h 2 mn 1 s	6,877 km/h
21	FROLOV	Nicolai	INDIVIDUEL MORDOVIE	RUS	191,830 km	28 h 1 mn 11 s	6,846 km/h
22	VANDERKROFT	Piet	ROTTERDAMSE WV	HOL	191,525 km	28 h 0 mn 39 s	6,838 km/h
23	KING	Paul	BELGRAVE HARRIERS	GBR	191,525 km	28 h 3 mn 47 s	6,825 km/h
24	DUDAS	Gyuka	SZEGEDI VASUTAS SE	HUN	190,875 km	28 h 0 mn 0 s	6,817 km/h
25	LEEMAKERS	Ad	AV ATTILA HART	HOL	183,580 km	28 h 0 mn 37 s	6,554 km/h
26	YVERT	Louis	MJ TROUVILLE	FRA	182,230 km	28 h 2 mn 46 s	6,498 km/h
27	STATTER	Ian	SURREY WALKING CLUB	GBR	182,015 km	28 h 3 mn 2 s	6,489 km/h
28	DUJARDIN	Bernard	CM ROUBAISIENS	FRA	180,105 km	28 h 0 mn 27 s	6,431 km/h
29	PERRY	Kevin	SOUTHEND AC	GBR	179,455 km	28 h 7 mn 40 s	6,380 km/h
30	DEKKER	Marcel	ROTTERDAMSE WV	HOL	179,150 km	28 h 6 mn 2 s	6,375 km/h
31	VERVOORT	Wij	AV ATTILA HART	HOL	178,500 km	28 h 0 mn 45 s	6,372 km/h
32	AROSANYIN	Charles	SURREY WALKING CLUB	NGR	175,025 km	28 h 0 mn 51 s	6,248 km/h
33	FENTON	John	BIRCHFIELD HARRIERS	GBR	174,375 km	28 h 0 mn 59 s	6,224 km/h
34	WICHE	Robert	ROTTERDAMSE WV	HOL	171,205 km	28 h 1 mn 40 s	6,108 km/h
35	DVORETSKI	Serguei	DYNAMO KEMEROVA	RUS	166,125 km	28 h 1 mn 1 s	5,929 km/h
36	RODIONOV	Alexei	SCK KRASNODAR	RUS	165,820 km	28 h 0 mn 24 s	5,921 km/h
37	WATTS	Bob	LONDON VIDARIANS WC	GBR	165,170 km	28 h 1 mn 55 s	5,892 km/h
38	SPIESER	Jean Paul	CSL NEUF-BRISACH	FRA	164,865 km	28 h 0 mn 47 s	5,885 km/h
39	SEYNAEVE	Serge	EA HAINAUT	BEL	164,865 km	28 h 6 mn 53 s	5,864 km/h
40	MASSORSKI	Nikolai	DYNAMO KEMEROVA	RUS	159,920 km	28 h 1 mn 49 s	5,705 km/h
41	CREO	Leon	WORCESTER AC	GBR	156,615 km	28 h 6 mn 44 s	5,571 km/h
<b>FEMINIENS</b>							
1	BROWN	Sandra	SURREY WALKING CLUB	GBR	222,310 km	28 h 6 mn 19 s	7,910 km/h
2	VARIN	Sylviane	INDIVIDUELLE LIFA	FRA	214,060 km	28 h 6 mn 21 s	7,616 km/h
3	POUTINTSEVA	Irina	IND. ST PETERSBOURG	RUS	211,915 km	28 h 0 mn 31 s	7,566 km/h
4	ANXIONNAT	Claudine	RESDA VOSGES	FRA	190,570 km	28 h 1 mn 14 s	6,801 km/h
5	PAJOU	Delcina	AS MONTFERRAND	FRA	189,310 km	28 h 5 mn 54 s	6,737 km/h
6	GREEN	Jill	LONDON VIDARIANS WC	GBR	189,310 km	28 h 6 mn 0 s	6,737 km/h
7	FAIRHUST	Hazel	LANCASHIRE WC	GBR	185,490 km	28 h 6 mn 1 s	6,601 km/h
8	CLEMENTS	Susan	LONDON VIDARIANS WC	GBR	171,205 km	28 h 6 mn 45 s	6,090 km/h
9	DUHIG	Cath	COLCHESTER	GBR	156,615 km	28 h 6 mn 52 s	5,571 km/h
10	DELISSAUX	Jacqueline	CM AUBERVILLIERS	FRA	151,535 km	28 h 1 mn 42 s	5,406 km/h